

# VISIBLE LIGHT EMITTING DIODE

## DATA SHEET

MODEL NO: GT3-2B06W16G-02

REV. : 2.0

---

DATE : 11-MAY.-2009

---

■ DESCRIPTIONS:

- 3mm Round lamp
- Lens color: White Diffused
- Emitting Color: Blue
- No Stopper
- Dice Material: InGaN

■ APPLICATIONS:

- TV set
- Monitor
- Telephone
- Computer
- circuit board

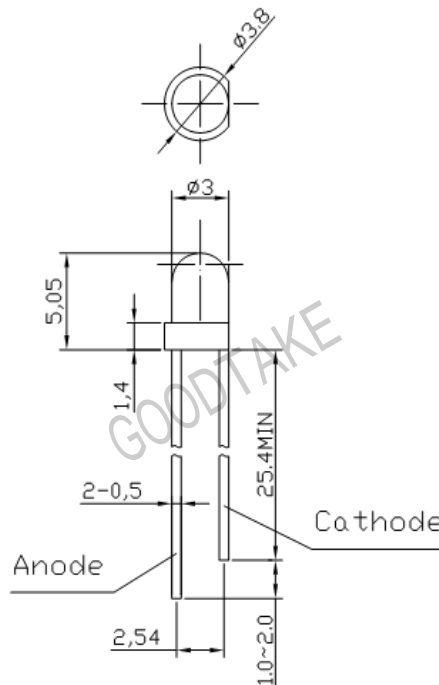
■ ABSOLUTE MAXIMUM RATINGS (Tamb=25,unless otherwise specified)

Parameter	Test condition	Symbol	Ratings	Unit
Forward Current		IF	30	mA
Power Dissipation		PD	105	mW
Peak Forward Current	tp/T=0.1, tp=100μs	IFP	100	mA
Reverse voltage		VR	5	V
Operating Temperature		Topr	-40~+85	°C
Storage Temperature		Tstg	-40~+100	°C
Soldering Temperature		Tsol	260°C for 5 sec Max (2mm from Body)	

## Basic Characteristics (Tamb=25, unless otherwise specified)

Parameter	Symbol	Min.	Type	Max.	Unit	Test Condition
Forward Voltage	VF	-	3.10	3.60	V	IF=20mA
Luminous Intensity	Iv	-	400	620	mcd	IF=20mA
Reverse Current	IR			10	μA	VR=5V
Peak Wavelength	λp		462	465	nm	IF=20mA
Dominant Wavelength	λp	462	-	-	nm	IF=20mA
View Angle	2θ1/2		50		deg	IF=20mA

### ● Dimensions:



**NOTE:** 1. All dimensions are in millimeter, tolerance is  $\pm 0.5$  unless otherwise noted.

2. Epoxy meniscus extends  $\leq 1$  mm down to the lead is allowed.

■ Typical electro-optical characteristics curves

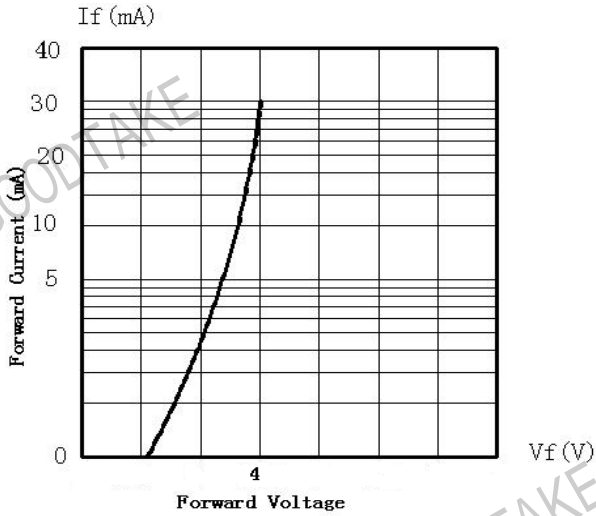


Fig.1 forward Current vs. Forward Voltage

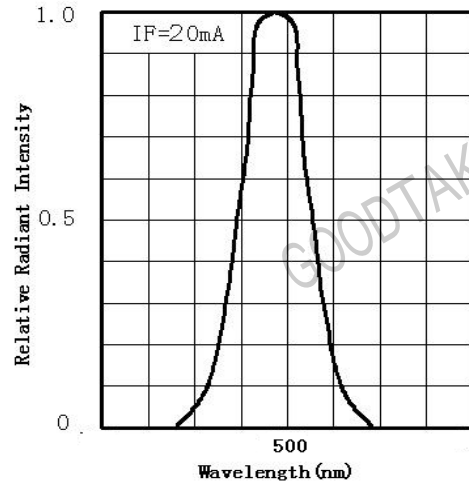


Fig.2 Spectral Distribution

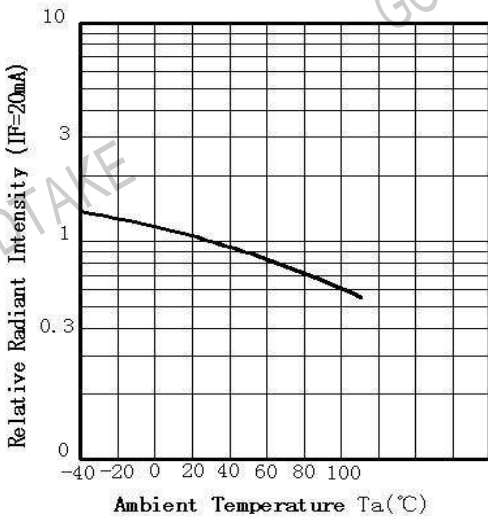


Fig.3 Ambient Radiant Intensity Vs Ambient Temperature

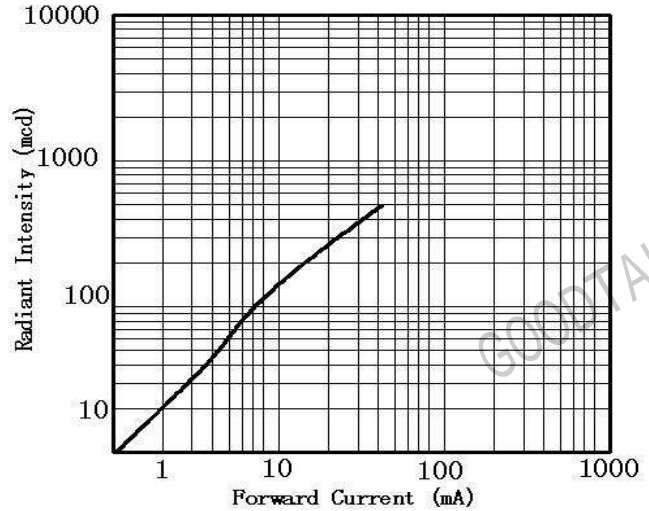


Fig.4 Forward Current Vs Radiant Intensity

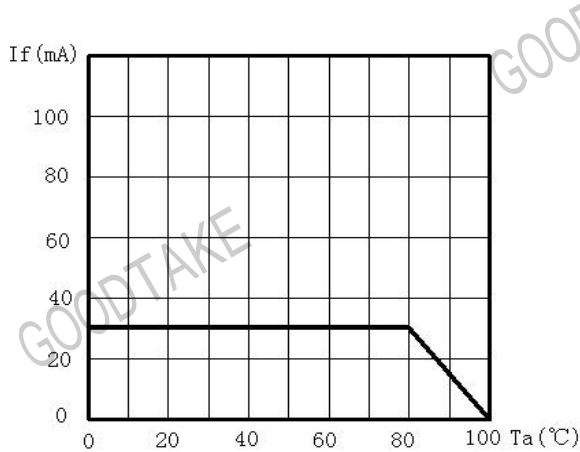


Fig.5 Maximum Forward Current Vs Ambient Temperature

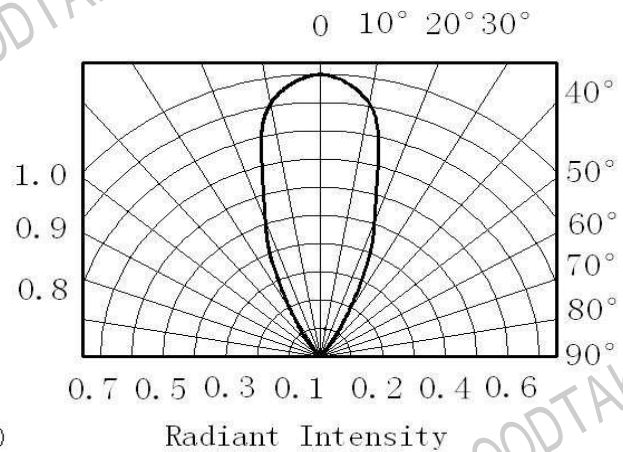


Fig.5 Angle Vs Radiant Intensity