

VISIBLE LIGHT EMITTING DIODE

DATA SHEET

MODEL NO: GT3-4R02T39G

REV. : 2.0

DATE : 11-MAY.-2009

■ DESCRIPTIONS:

- 3mm Round lamp
- Lens color: Red Transparent
- Emitting Color: Bright Red
- No Stopper
- Dice Material: GaP



■ APPLICATIONS:

- TV set
- Monitor
- Telephone
- Computer
- circuit board

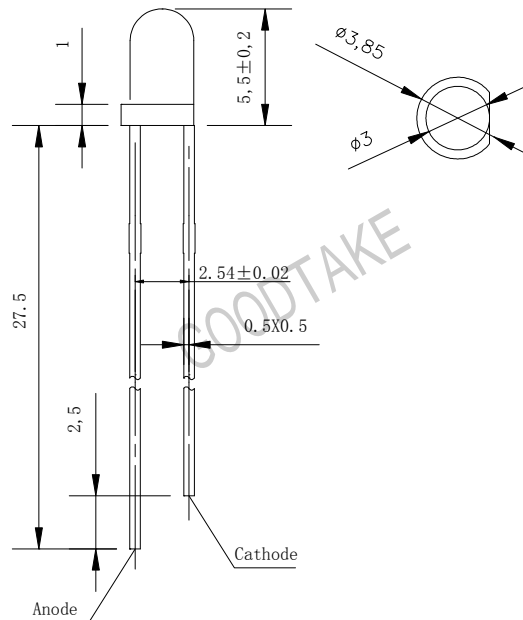
■ ABSOLUTE MAXIMUM RATINGS (Tamb=25,unless otherwise specified)

Parameter	Test condition	Symbol	Ratings	Unit
Forward Current		IF	20	mA
Power Dissipation		PD	50	mW
Peak Forward Current	tp/T=0.1, tp=100μs	IFP	100	mA
Reverse voltage		VR	5	V
Operating Temperature		Topr	-40~+85	°C
Storage Temperature		Tstg	-40~+100	°C
Soldering Temperature		Tsol	260°C for 5 sec Max (2mm from Body)	

Basic Characteristics($T_{amb}=25$, unless otherwise specified)

Parameter	Symbol	Min.	Type	Max.	Unit	Test Condition
Forward Voltage	VF	2.0		2.6	V	IF=20mA
Luminous Intensity	Iv	100	150		mcd	IF=20mA
Reverse Current	IR			10	μ A	VR=5V
Peak Wavelength	λ_p		640	645	nm	IF=20mA
Dominant Wavelength	λ_p	650			nm	IF=20mA
View Angle	2 θ 1/2		20		deg	IF=20mA

● **Dimensions:**



NOTE: 1. All dimensions are in millimeter, tolerance is ± 0.05 unless otherwise noted.
 2. Epoxy meniscus extends ≤ 1 mm down to the lead is allowed.

■ Typical electro-optical characteristics curves

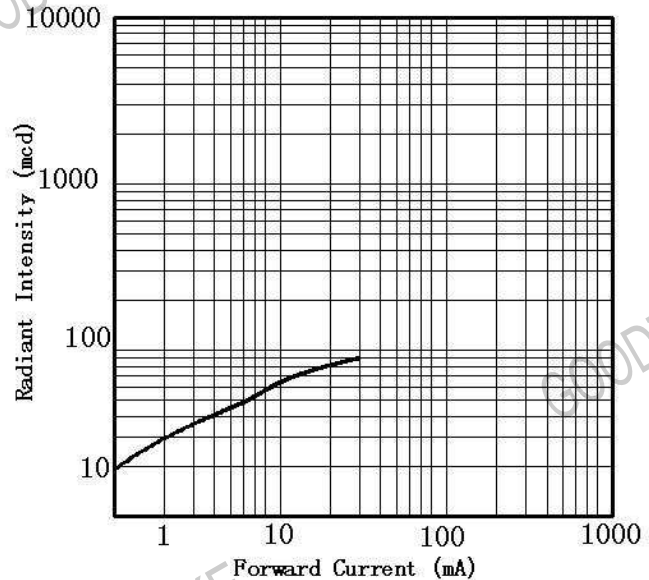
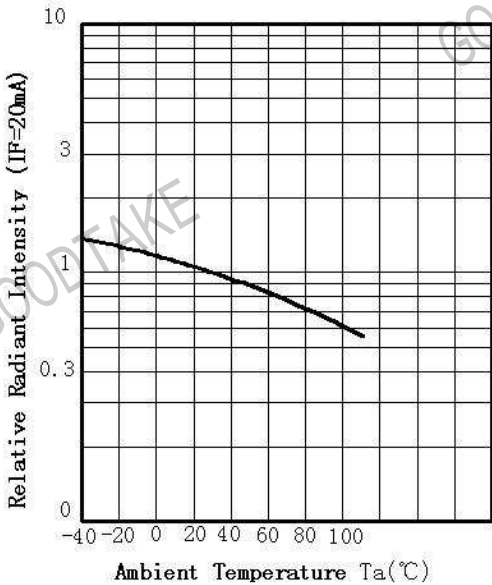
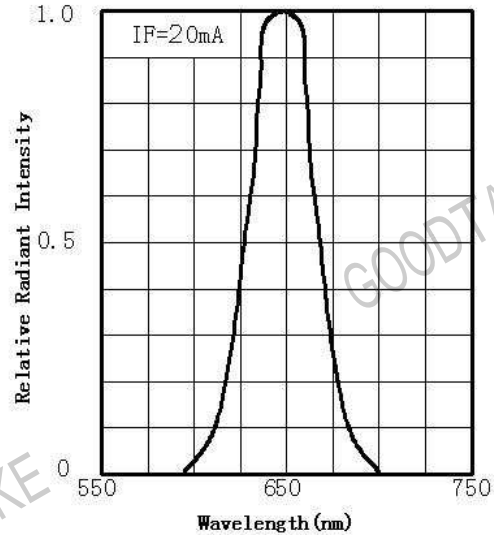
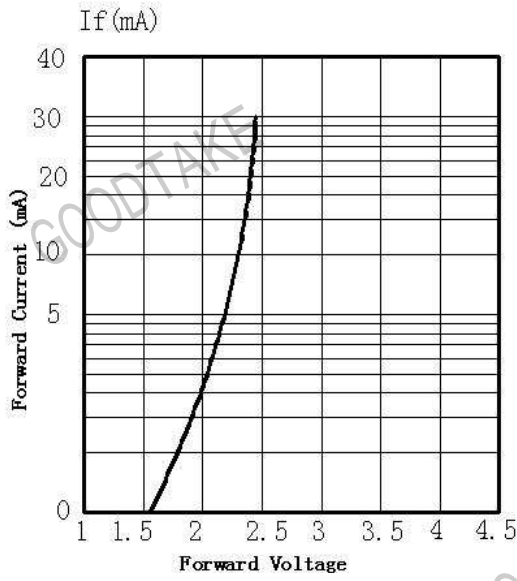


Fig.3 Ambient Radiant Intensity Vs Ambient Temperature

Fig.4 Forward Current Vs Radiant Intensity

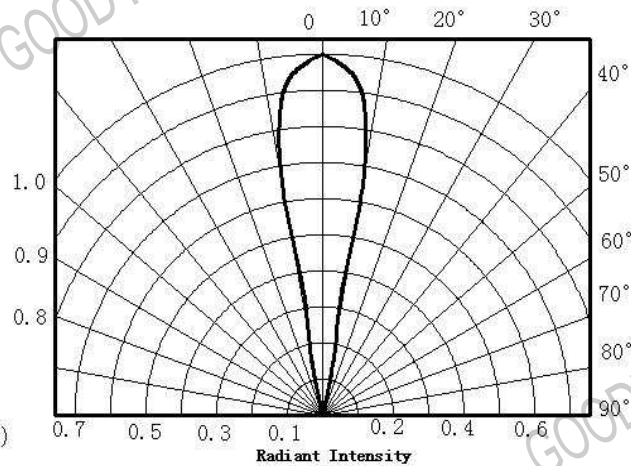
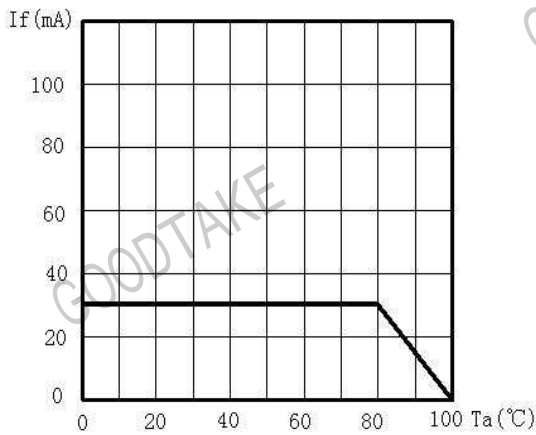


Fig.5 Maximum Forward Current Vs Ambient Temperature

Fig.6 Angle Vs Radiant Intensity